

# opusXTRAS

## USER REFERENCE

### TextPak

A collection of 34 new text animations offering both show and hide effects as follows:

**SHOW** – Tornado, Stretch Down, Stretch Left, Letter Storm, Spin Down, Spin In, Loop In, Wave In, Snake, Bounce In, Bounce Out, Flip Down, Flip Up, Flip Out, Roll In, Hop Over, Spray 2, Swirl

**HIDE** – Flip Up, Flip Down, Swirl Away, Stretch Up, Bounce Out, Loop Out, Stretch Left, Stretch Right, Stretch Down, Spin In, Bounce In, Falling Leaves, Counter Spin, Tornado, Corkscrew, Spin Zoom, Roll Zoom.

### Buttoneer

A symbol font allowing you to type graphical buttons including media controls in different styles. It is an extended character set and uses characters beyond those normally available on the keyboard. These characters are accessed by holding down the Alt key and typing in their ANSI number. Alternatively you can use the **Insert Character** function found in many applications or the **Character Map** application which comes with Windows.

The font is provided in two versions – one optimised for use with the keyboard and the other for Character Map and similar functions. Both versions contain the same graphics but in the former the characters of similar style are grouped next to each other on the keyboard, whilst in the latter they are grouped according to their place on the Character Map or *codepage*.

A reference print out is provided on page 2. This is the keyboard version.

### Button Borders

These are specially-designed vector graphics for designing stylish and useful graphical buttons quickly and easily. Each design is provided in a version for **Up** and **Down** button states. The overlays can be used with flat colour, gradient fills, or images and blends, textures etc can be used as well. The borders can be used on any Opus object. If you use them on button objects themselves then you will need to clear the options on the **Button** tab which set the colour and bevel of the button as these are no longer relevant.

The borders do not have to be used as buttons, many work just as well when used as simple borders to create decorative elements.

A reference print out is provided on page 3.

### Animated Blends

A set of animated blends which are accessed via the effects menu. Some are intended to provide textural animation whilst others are for highlighting objects. A sub directory is provided which contains static initial frames for many of these animations. You can create animated mouse-over effects by using the static blend for the normal state and then changing the blend to the animated one for the mouse-over state.

A reference print out is provided on page 4.

### COPYRIGHT NOTICE

These resources may be freely used in your Opus publications and embedded in your publication or within other software if appropriate. However, they remain the copyright property of their respective creators and may not be distributed separately from the Opus product. Nor may the borders be used to create clipart images which are then distributed as such.

GIATextPak is copyright Chris Jones – [www.graphicsinaction.com](http://www.graphicsinaction.com)

Buttoneer is copyright Paul Harris and DonkeyWorx – [www.donkeyworx.com](http://www.donkeyworx.com)




**Note:** Button content and colouring illustrated below are examples only. All borders can be used with any background, image, texture

Arrow (Style 1) - Up, Down, Left, Right



Arrow (Style 2) - Up, Down, Left, Right



Arrow (Style 3) - Up, Down, Left, Right




Arrow (Style 4) - Up, Down, Left, Right



Bar - Left End, Long Rectangle, Square, Right End,



Circle - Small Flat, Large Flat, Shaded, SoftShine, Oval, Ring



Rectangle - Long, Short, Panel



Shiny Lozenge - Long, Short



Key Cap



Diamond




Recessed



Hexagon



Jigsaw, Cross, Tick, Question Mark






Ameobious.gif



Arrows.gif



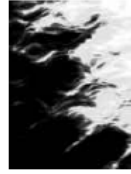
Blizzard.gif



Copier.gif




Equaliser.gif



Flames.gif




Gloopy.gif



Noisy Circle.gif



Noisy Screen Large.gif



Noisy Screen Small.gif



Noisy TV.gif



Rain.gif



Rectangle Pulse.gif



Rectangle Rain.gif



Rectangle Spiral.gif



Shaky Screen.gif



Sparkles.gif



Spotlight Thin.gif



Spotlight.gif



Star Rotating.gif



StarHeartbeat.gif



Star.gif




StarPulse Rotate.gif



StarPulse Soft.gif




StarWheel.gif



Supernova.gif



Swirl Out.gif




TechnoWave.gif



Torchlight Thin.gif




Torchlight.gif



Underwater.gif




Virus.gif



Waterfall.gif



Wavy Edge.gif



Wavy Grid.gif



Wavy Screen.gif



Wobble Wipe.gif

## **Technical Support and Feedback**

Should you have any problems or questions regarding this product or if you wish to make any suggestions about future versions please contact us via [support@digitalworkshop.com](mailto:support@digitalworkshop.com)